






VETERINARY OTO-ENDOSCOPY

Note: Below is the complete list of our equipment. Items can be combined depending on your requirements, or the existence of other endoscopy equipment in the clinic.

Doctor Hint:

Listed below is the complete multi-purpose set. It is recommended to have all the sheaths available for each scope. However, **please note, that the text of the items required ONLY for oto-endoscopes for otoscopy, the retrieval of foreign bodies, or the performance of cleaning, are in bold.** The portable light source is LED based, so do not expect the bulb to burn out for at least 10 years.

Item #	Description	Application	Price USD	Image
OTO-0211	<ul style="list-style-type: none"> Endoscope 2.7mm – 108mm, 0 Degree 	<ul style="list-style-type: none"> Use with otoscopic sheath or with multi-purpose sheaths for otoscopy, rhinoscopy, etc. 	1100.00	
VET-OTO	<ul style="list-style-type: none"> Otoscopic sheath 5.5mm tip, 2mm working channel 	<ul style="list-style-type: none"> Use for otoscopy procedures with OTO-0211 endoscope 	280.00	
VET-N-211	<ul style="list-style-type: none"> Operational sheath with 2.0mm port and 2 fluid ports. Diameter 5.5mm 	<ul style="list-style-type: none"> Use for vaginal scopy, rhinoscopy, throat, etc. Also works with flexible instruments. 	250.00	 <small>MEDIT INC, Canada copyright 2005</small>
VET-SH-211	<ul style="list-style-type: none"> Universal sheath with fluid port. Smallest diameter of all sheaths at 3.5mm 	<ul style="list-style-type: none"> Use for rhinoscopy, endoscopy, vaginal scopy, and exotic animal species. 	185.00	 <small>MEDIT INC, Canada copyright 2005</small>
F-6110	<ul style="list-style-type: none"> 4.5Fr Biopsy Forceps 	<ul style="list-style-type: none"> Use for otoscopic procedures with the otoscopic sheath 	190.00	

MEDIT INC.




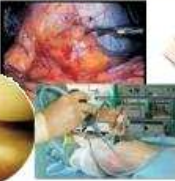
Phone: (204) 977-4634



Email: Sales@endoscopy4vet.com

Fax: (613) 822-5255

Web: www.endoscopy4vet.com

MEDIT VETERINARY ENDOSCOPY
 from veterinary point of view
 Endoscopes that make sense for vets!

<i>Item #</i>	<i>Description</i>	<i>Application</i>	<i>Price USD</i>	<i>Image</i>
F-6120	<ul style="list-style-type: none"> 4.5Fr Foreign Body Forceps 	<ul style="list-style-type: none"> Use for otoscopic procedures with otoscopic sheaths 	190.00	
LED7730	<ul style="list-style-type: none"> This stainless steel handle contains a powerful 1.25 watt LED element. Works with 3 AAA batteries. LED element does not burn out like an ordinary light. Lasts minimum of 10 years. 	<ul style="list-style-type: none"> Use as portable light source for exam otoscopy, a quick look, retrieving foreign bodies, and cleaning. Use where a portable light source is needed. 	290.00	

Doctor Hint:

We recommend that you get a video set and a desktop light source in order to get the maximum benefit from your endoscope (see next page for what is needed for video otoscopy-endoscopy).

MEDIT INC.

Phone: (204) 977-4634

Fax: (613) 822-5255

Email: Sales@endoscopy4vet.com

Web: www.endoscopy4vet.com

MEDIT VETERINARY ENDOSCOPY
 from veterinary point of view
 Endoscopes that make sense for vets!

VIDEO ACCESORIES


Item#	Description	Application	Price USD	Image
VIDEO-73K	<ul style="list-style-type: none"> • HI-RESOLUTION video camera with 570 horizontal lines of resolution. • Portable with endoscope adapter. 	<ul style="list-style-type: none"> • An excellent solution for all video endoscopy procedures that do not involve sterilization of the camera head. 	850	
LH-150	<ul style="list-style-type: none"> • 150 Watt Halogen Light Source 	<ul style="list-style-type: none"> • Great choice, an affordable light source for use in video-otoscopy and multi-purpose endoscopy. 	699.00	
FO1425	<ul style="list-style-type: none"> • Fiber Optic Light Cable 	<ul style="list-style-type: none"> • Required to connect your light source to your endoscopes. 	190.00	
MEDICAP	<ul style="list-style-type: none"> • Image capturing device that saves images of the ear to the USB memory, so you can transfer them to PC or laptop. 	<ul style="list-style-type: none"> • This is a NEWLY developed product, standalone and not expensive. It would really influence client's appreciation of what you can do with endoscopes. 	1599	

Doctor Hint:


For a video monitor there are a variety of choices. The best one is to buy an HDTV from your local electronics store (local support for the monitor and local prices – are why we recommend this). It can be small (approximately 15-17 inches) and prices range from \$400-700 USD. However, if you would like us to provide one, we will.

MEDIT INC.
 Phone: (204) 977-4634 Email: Sales@endoscopy4vet.com
 Fax: (613) 822-5255 Web: www.endoscopy4vet.com

MEDIT VETERINARY ENDOSCOPY
 from veterinary point of view
 Endoscopes that make sense for vets!




OTHER ACCESSORIES

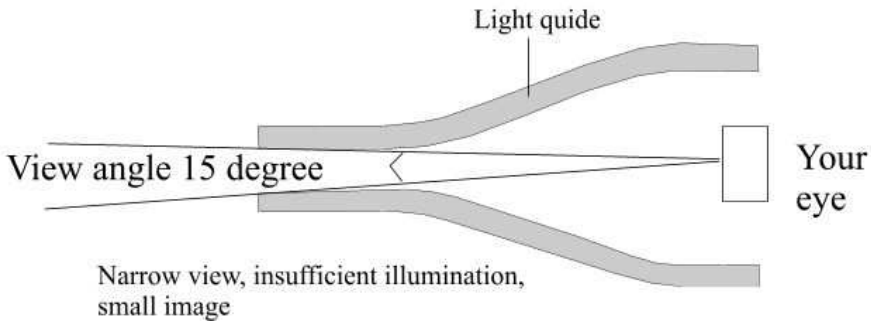
Item#	Description	Application	Price USD	Image	
	Suction and Irrigation	Apparatus for suction and irrigation for oto-endoscopes or laparoscopy	Very useful for cleaning and/or flushing the ear canal during operational procedures.	1800	

WHY OTO-ENDOSCOPE?

OTO - ENDOSCOPE



Conventional Otoscope



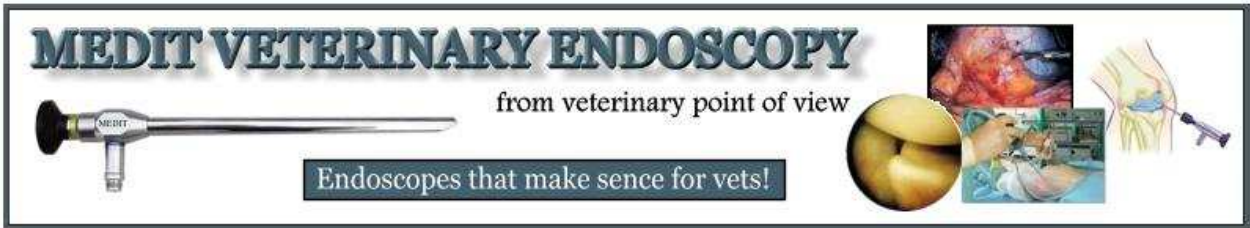
MEDIT INC.

Phone: (204) 977-4634

Fax: (613) 822-5255

Email: Sales@endoscopy4vet.com

Web: www.endoscopy4vet.com



But not only optical advantages!

THE MEDIT OTO-ENDOSCOPE has an operational channel, which allows you to apply fluid (from a saline bag) for a better view, and cleaning. You can also use forceps to retrieve hairs, foreign bodies, etc. In addition, it is possible to use the long catheter to go through the tympanic membrane when treating medial ear infections.



MEDIT INC.

Phone: (204) 977-4634

Fax: (613) 822-5255

Email: Sales@endoscopy4vet.com


Web: www.endoscopy4vet.com

MEDIT VETERINARY ENDOSCOPY

from veterinary point of view



Endoscopes that make sense for vets!



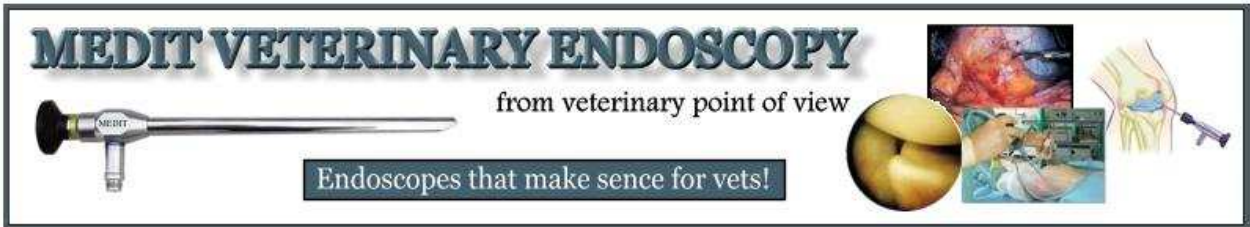
Tip of the Oto-Endoscope
You can see the channel
for forceps and the optic
channel.

MEDIT INC.

Phone: (204) 977-4634
Fax: (613) 822-5255

Email: Sales@endoscopy4vet.com
Web: www.endoscopy4vet.com

MEDIT VETERINARY ENDOSCOPY
 from veterinary point of view
 Endoscopes that make sense for vets!


 The banner features the company name in a stylized font, a tagline, and a slogan. It includes a photograph of a long, thin endoscopic instrument and several small inset images showing various veterinary endoscopic procedures.


 A detailed photograph of a silver metal endoscopic cannula. The device has a long, thin shaft with a small opening at the tip. The handle is more complex, featuring several ports and a large black circular opening at the back. Two callout boxes provide specific information: one points to the side ports, and another points to the large rear opening. The website address 'endoscopy4vet.com' is printed on the handle.

Additional fluid ports
For irrigation

Operational channel for
catheter or instruments

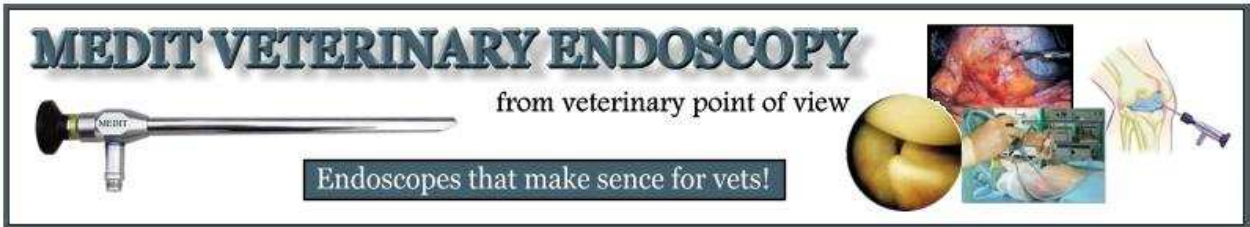
endoscopy4vet.com

**MEDIT INC, Canada
copyright 2005**

Above is an operational cannula for multi-purpose use (vagina, nasal, oral, exotics, etc.) Below is an operational channel 2.0mm for forceps and fluid ports.

MEDIT INC.
 Phone: (204) 977-4634 Email: Sales@endoscopy4vet.com
 Fax: (613) 822-5255 Web: www.endoscopy4vet.com

MEDIT VETERINARY ENDOSCOPY
from veterinary point of view
Endoscopes that make sense for vets!



Above is diagnostical cannula (sheath) that has the smallest diameter and fluid port. Good for nasal and small animals, exotics and multi-purpose.

MEDIT INC.

Phone: (204) 977-4634

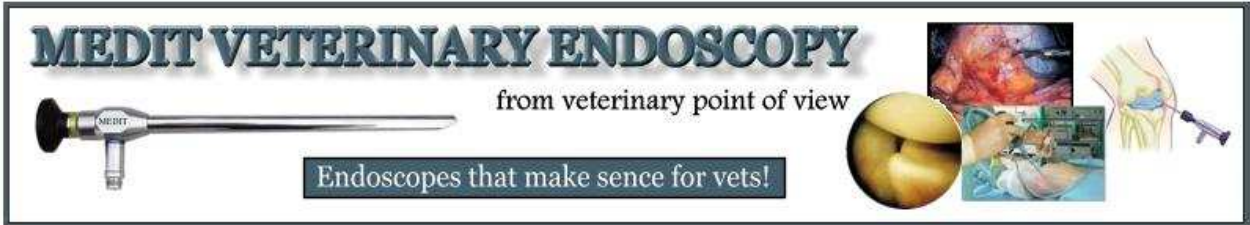
Fax: (613) 822-5255

Email: Sales@endoscopy4vet.com

Web: www.endoscopy4vet.com

MEDIT VETERINARY ENDOSCOPY
from veterinary point of view

Endoscopes that make sense for vets!

The banner features a long, thin endoscope on the left with 'MEDIT' printed on its handle. To the right, there are four small images: a close-up of a red, fleshy internal organ, a yellowish, textured surface, a surgical procedure in progress, and a diagram of a joint with an endoscope inserted.

For any additional information or questions please don't hesitate to contact our consultant Dr. Vladimir Khubiryants, DVM at (204) 977-4634



MEDIT INC.

Phone: (204) 977-4634

Fax: (613) 822-5255

Email: Sales@endoscopy4vet.com

Web: www.endoscopy4vet.com